


DRIVE MOTION LITHIUM DATA SHEET

LFP12.8V300AH (8D)



Electrical Specifications

Nominal Voltage	12.8 V
Nominal Capacity	300 Ah
Energy	3840 Wh
Self Discharge	≈ 3% per month
Efficiency	>98%
Parallel Support	Yes, Max 2 Sets
Series Support	Yes, Max 4 Sets

Discharge Specifications

Max. Discharge Current	100 A
End of Discharge Voltage	11.2 V
Pulse Discharge Current	270 A @ 10s
Low Voltage Disconnect	Cell voltage < 2.5V
Low Voltage Reconnect	Cell voltage > 2.8V

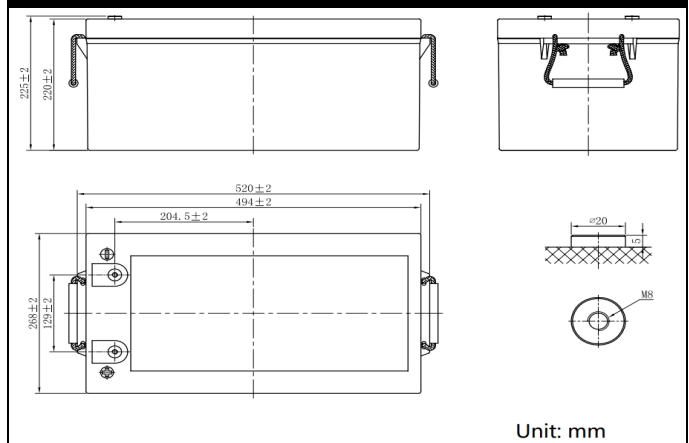
Charge Specifications

Charging Voltage	14.6 V
Max. Charging Current	100 A
Recommended Charging Current	20 A - 80 A
High Voltage Disconnect	Cell voltage > 3.7V
High Voltage Reconnect	Cell voltage < 3.45V

Temperature Specifications

Discharge Temperature	-20°C - +55°C (-4°F - +131°F)
Charge Temperature	-20°C - +55°C (-4°F - +131°F)
Storage Temperature	-10°C - +45°C (14°F - +113°F)
High Temperature Disconnect	+75°C (+167°F)
High Temperature Reconnect	+70°C (+158°F)
Low Temperature Disconnect	-20°C (-4°F)
Low Temperature Reconnect	-15°C (5°F)

Dimensional Specifications



Mechanical Specifications

Dimensions (Group 8D)	522 x 268 x 220 20.55 x 10.55 x 8.66
Weight	32 Kg (70.5 lbs)
Terminal Type	M8
Terminal Torque	9.8N/m
Enclosure Protection	IP65

Selfheating Specifications

Heating Temperature	-20°C - +10°C (-4°F - +50°F)
Activation Voltage	14.6 V
Heating Current	7 A
Heating Power	100 W

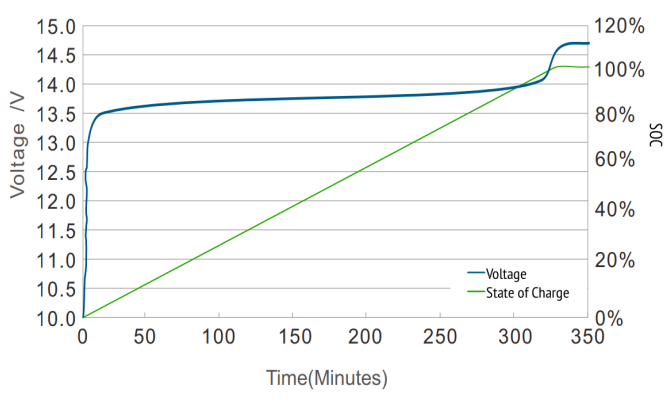
Conception & Compliance

Conception	4S3P
Cell Type	Grade A Prismatic LiFePO4 cells (100Ah)
Certifications	UN38.3 & CE (battery), UL1642 (cells)
Shipping Classification	UN 3480, CLASS 9

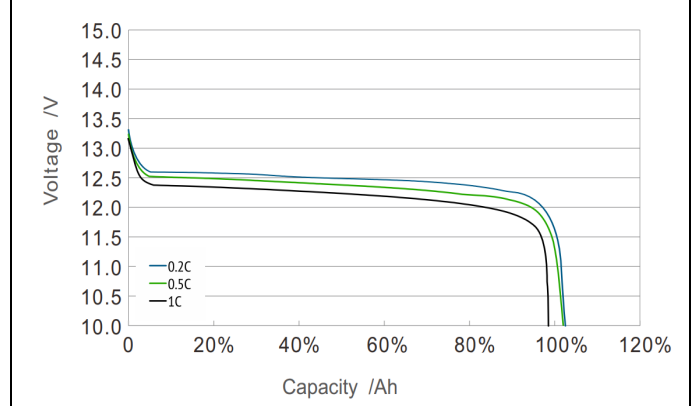
DRIVE MOTION LITHIUM DATA SHEET



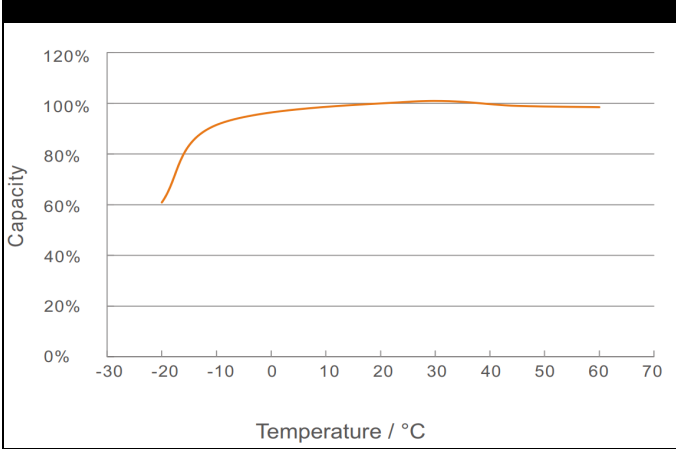
**Charge Voltage & State of Charge (SOC)
0.2C@25°C (77°F)**



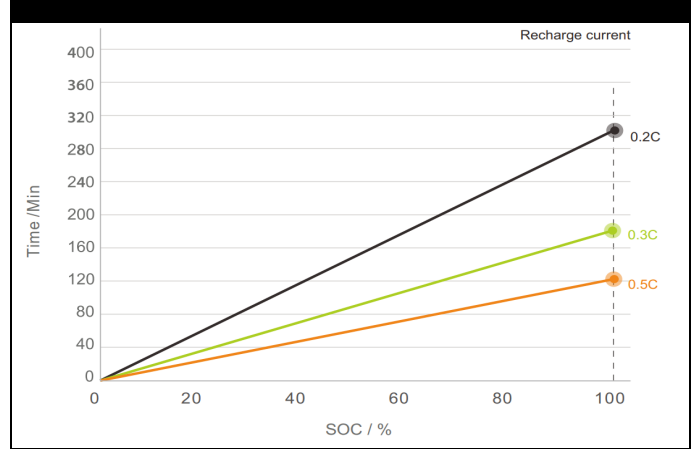
**Discharge Voltage Characteristics at
Various Rates 25°C (77°F)**



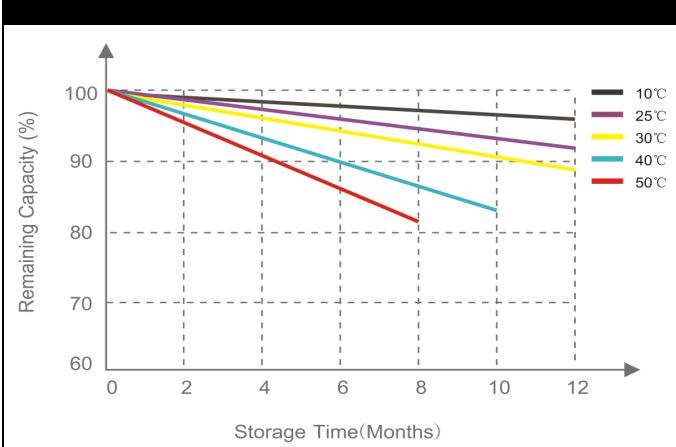
Capacity at Different Temperatures



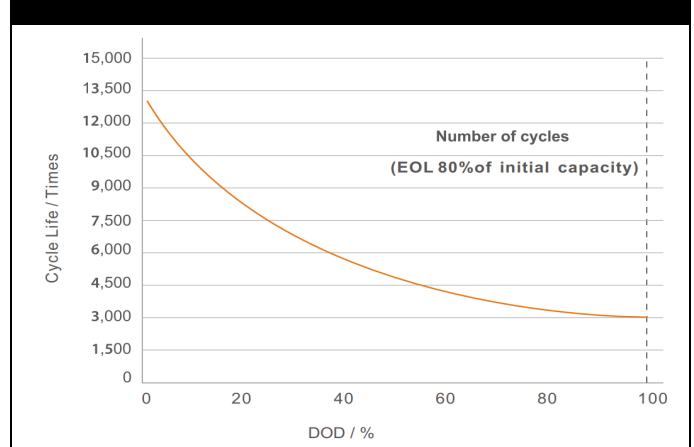
Typical Recharge Time



Self Discharge Curve at Different Temperatures



Typical Cycle Life



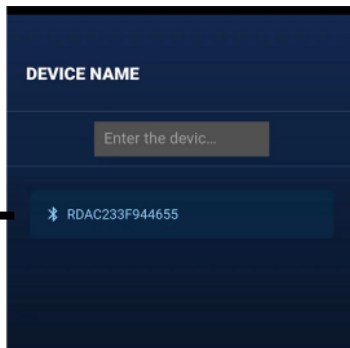


Bluetooth App User Guide

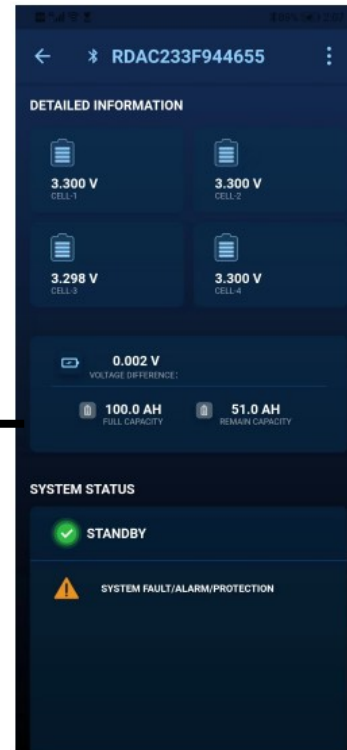
Note to user: If the battery receives no charge or is not discharged for over 60 mins, the battery will enter sleep mode. To wake up the battery, simply apply a charge or load and the battery will be visible and ready for pairing in the app.



Download
links



Bluetooth ID



Cell Voltage

Cell Voltage Difference

Rated Capacity

Remaining Capacity



State of Charge

Battery Voltage

Battery Current

Charge & discharge
MOS control status

Rated Capacity

Battery temperature

Number of cycles

Status: Standby,
Charge or Discharge

Alarm & Protection:

- Low temp. alarm
- Low temp. protection
- High temp. alarm
- High temp. protection
- Low voltage alarm
- Low voltage protection
- Over current alarm
- Short current protection